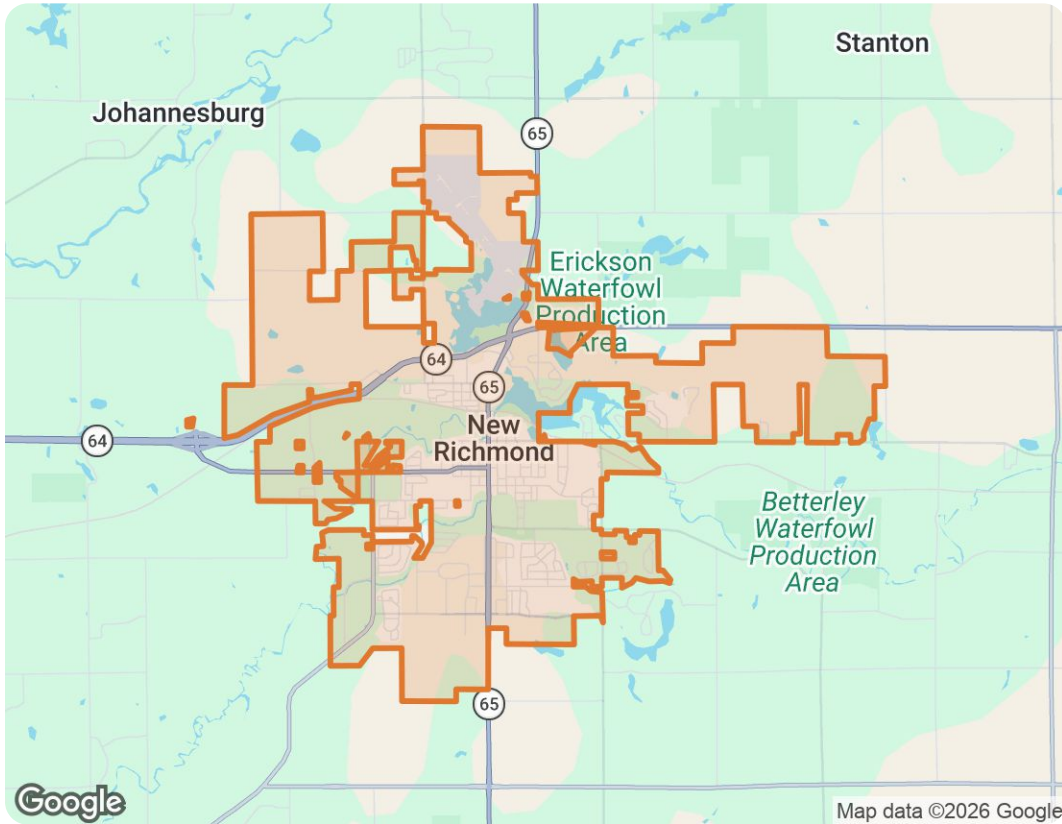


New Richmond, Wisconsin



Andrew French

📞 Work 715-986-8088 | 📞 Mobile 715-986-8088

🏠 (715) 578-9008

✉️ andrew.french@c21affiliated.com

Menomonie

1202 N. Broadway Street

Menomonie, WI 54751

Housing

Housing Facts & Stats

	New Richmond	St. Croix County	Wisconsin	USA
Median Estimated Home Value	\$354K	\$390K	\$346K	\$368K
Est. Home Value 12-Mo. Change	+4%	+1.9%	+4.6%	-0.6%
Median List Price	\$430K	\$486K	\$398K	-
List Price 1-Month Change	0%	+2.4%	+2.1%	-
List Price 12-Month Change	+4.9%	+5.7%	+3.4%	-
Median Home Age	-	8	23	44
Own	63%	79%	68%	65%
Rent	37%	21%	32%	35%
\$ Total Value <small>(of all buildings for which permits were issued)</small>	-	\$161.46M	\$6.85B	\$384.62B
% Change in permits <small>(for all buildings)</small>	-	-8%	+11%	+6%
% Change in \$ value <small>(for all buildings)</small>	-	+15%	+15%	+5%

New Richmond, Wisconsin

Market Trends for New Richmond, Wisconsin

Single Family + Condo/Townhouse/Apt.

March 2026

Market Type



Key Details

Months of Inventory	Sold to List Price %	Median Days in RPR	Median Sold Price
2.55 ↓ 12.97% MoM	98.4% ↓ 1.43% MoM	50 ↓ 16.67% MoM	\$404,300 ↓ 4.87% MoM

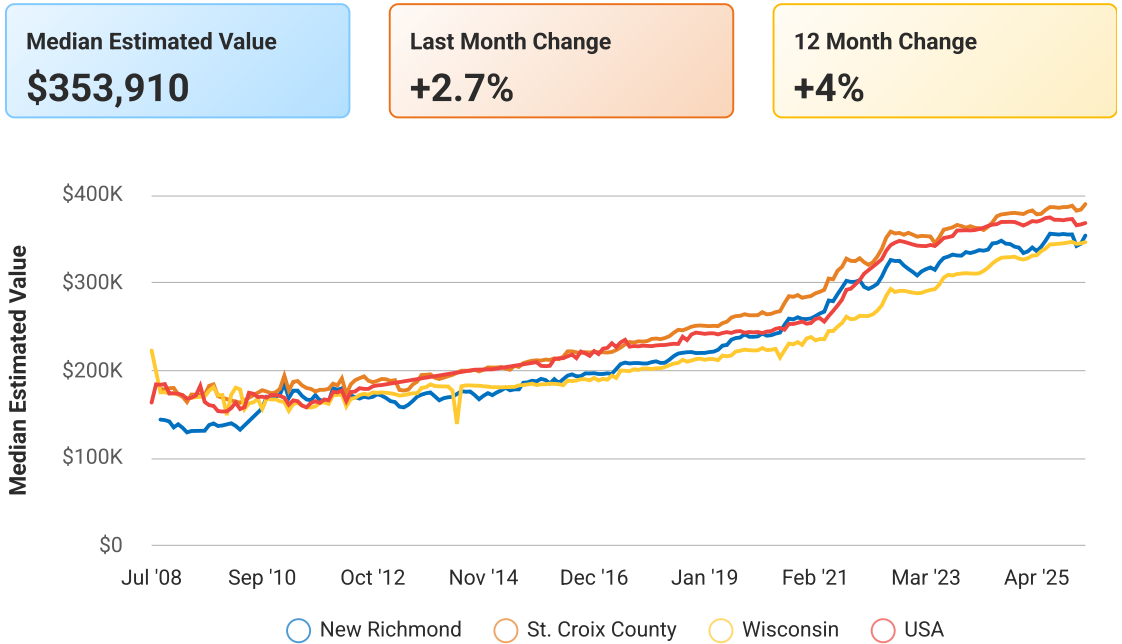
March 2026 Median Estimated Property Value

Single Family + Condo/Townhouse/Apt.

This graphic displays property estimates for a market area and a subject property, where one has been selected. Estimated property values are generated by a valuation model and are not formal appraisals.

Source: Public records, and MLS sources where licensed

Update Frequency: Monthly



New Richmond, Wisconsin

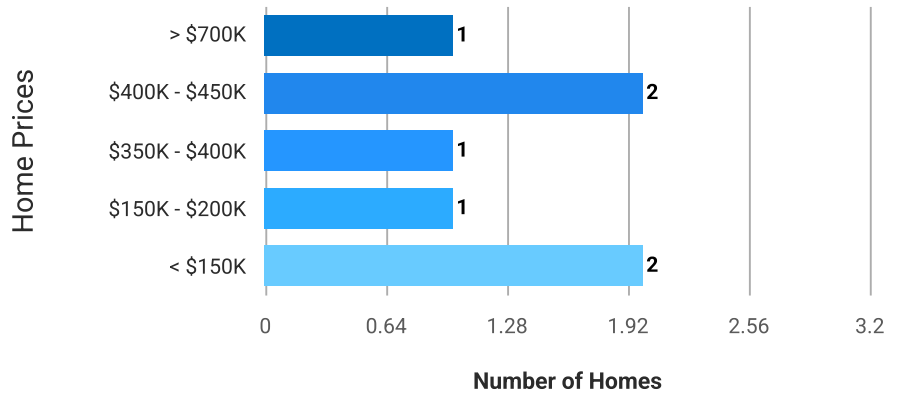
Sold Home Stats

Price Range of Comps Sold

This chart shows the distribution of homes reported sold in the past three months within different price ranges in the area of your search. The amount shown for the subject property is sold data where available, or the property's estimated value when sales data is unavailable (such as a non-disclosure state) or provided in range format.

Source: Public records data

Update Frequency: Daily

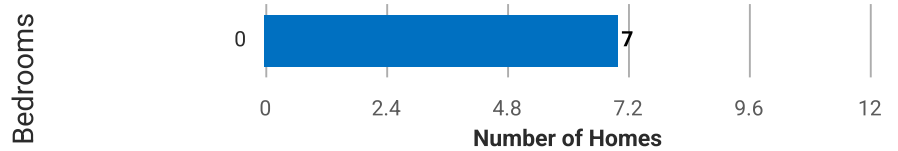


Number of Bedrooms in Homes Sold

This chart shows the distribution of homes reported sold in the past three months, compared by the number of bedrooms, in the area of your search.

Source: Public records data

Update Frequency: Daily



People

People Facts & Stats

	New Richmond	St. Croix County	Wisconsin	USA
Population	10K	95K	5.89M	332.39M
Population Density per Sq Mi	944	131	109	94
Pop Change since 2020	+12.5%	+5.4%	+1%	+2.5%
Median Age	38	40	40	39
Male / Female Ratio	50%	50%	50%	50%

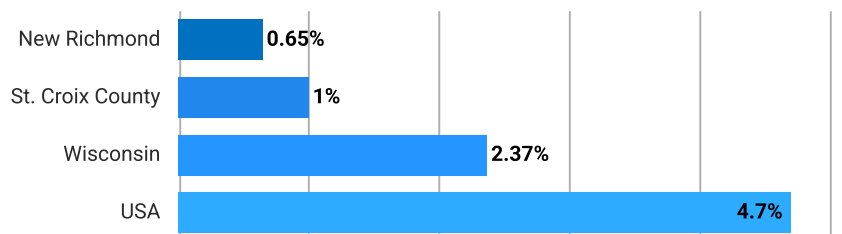
Education Levels of Population

Source: U.S. Census American Community Survey via Esri, 2025

Update Frequency: Annually

Less than 9th Grade

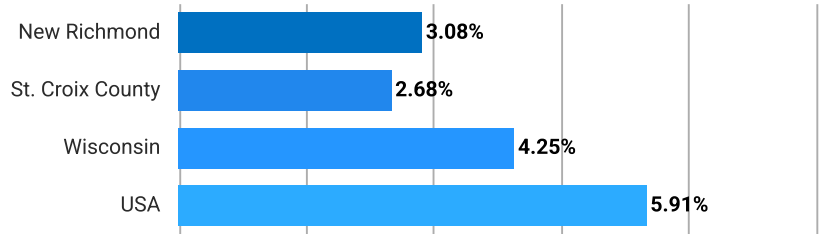
This chart shows the percentage of people in an area who have less than a ninth grade education, compared with other geographies.



New Richmond, Wisconsin


Some High School

This chart shows the percentage of people in an area whose highest educational achievement is some high school, without graduating or passing a high school GED test, compared with other geographies.




High School Graduate

This chart shows the percentage of people in an area whose highest educational achievement is high school, compared with other geographies.



Associate Degree

This chart shows the percentage of people in an area whose highest educational achievement is an associate degree, compared with other geographies.




Bachelor's Degree

This chart shows the percentage of people in an area whose highest educational achievement is a bachelor's degree, compared with other geographies.




Some College

This chart shows the percentage of people in an area whose highest educational achievement is some college, without receiving a degree, compared with other geographies.



Grad/Professional Degree

This chart shows the percentage of people in an area whose highest educational achievement is a graduate or professional degree, compared with other geographies.



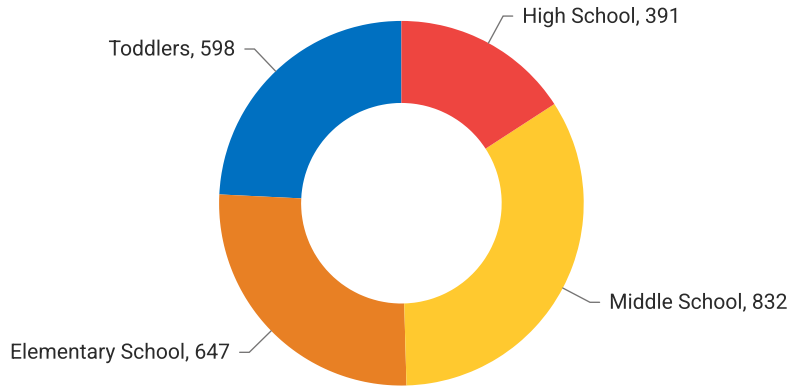
New Richmond, Wisconsin

Population of Children by Age Group in New Richmond

This chart shows the distribution of the population of children by age range – from birth to 17 – in the area of your search.

Source: U.S. Census

Update Frequency: Annually



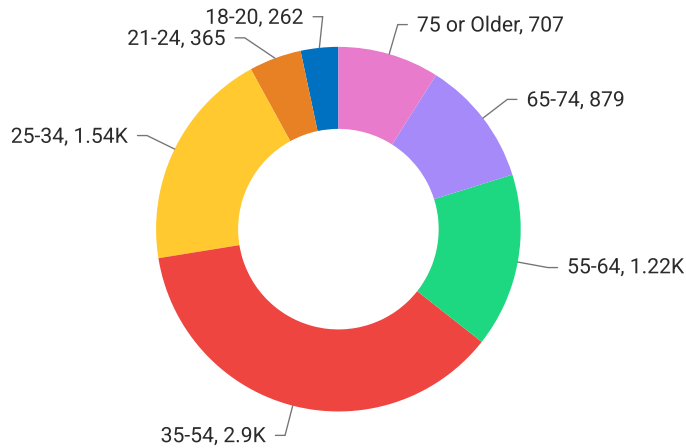
● 24.23% Toddlers
 ● 26.22% Elementary School
 ● 33.71% Middle School
 ● 15.84% High School

Population of Adults by Age Group in New Richmond

This chart shows the distribution of the population of adults by age range – from 18 to 75-plus – in the area of your search.

Source: U.S. Census

Update Frequency: Annually



● 3.33% 18-20
 ● 4.64% 21-24
 ● 19.58% 25-34
 ● 36.84% 35-54
 ● 15.45% 55-64
 ● 11.17% 65-74
 ● 8.99% 75 or Older



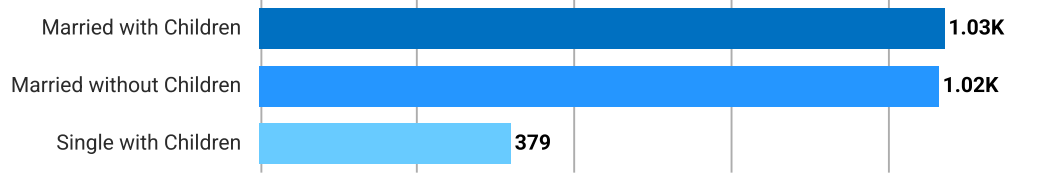
New Richmond, Wisconsin

Households With Children in New Richmond

This chart shows the distribution of households with children, categorized by marital status, in the area of your search.

Source: U.S. Census

Update Frequency: Annually

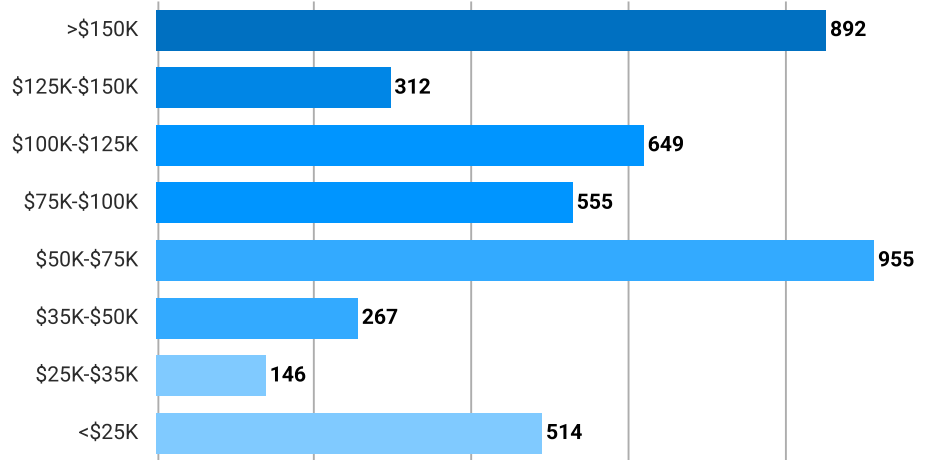


Household Income Brackets in New Richmond

This chart shows annual household income levels within an area.

Source: U.S. Census

Update Frequency: Annually



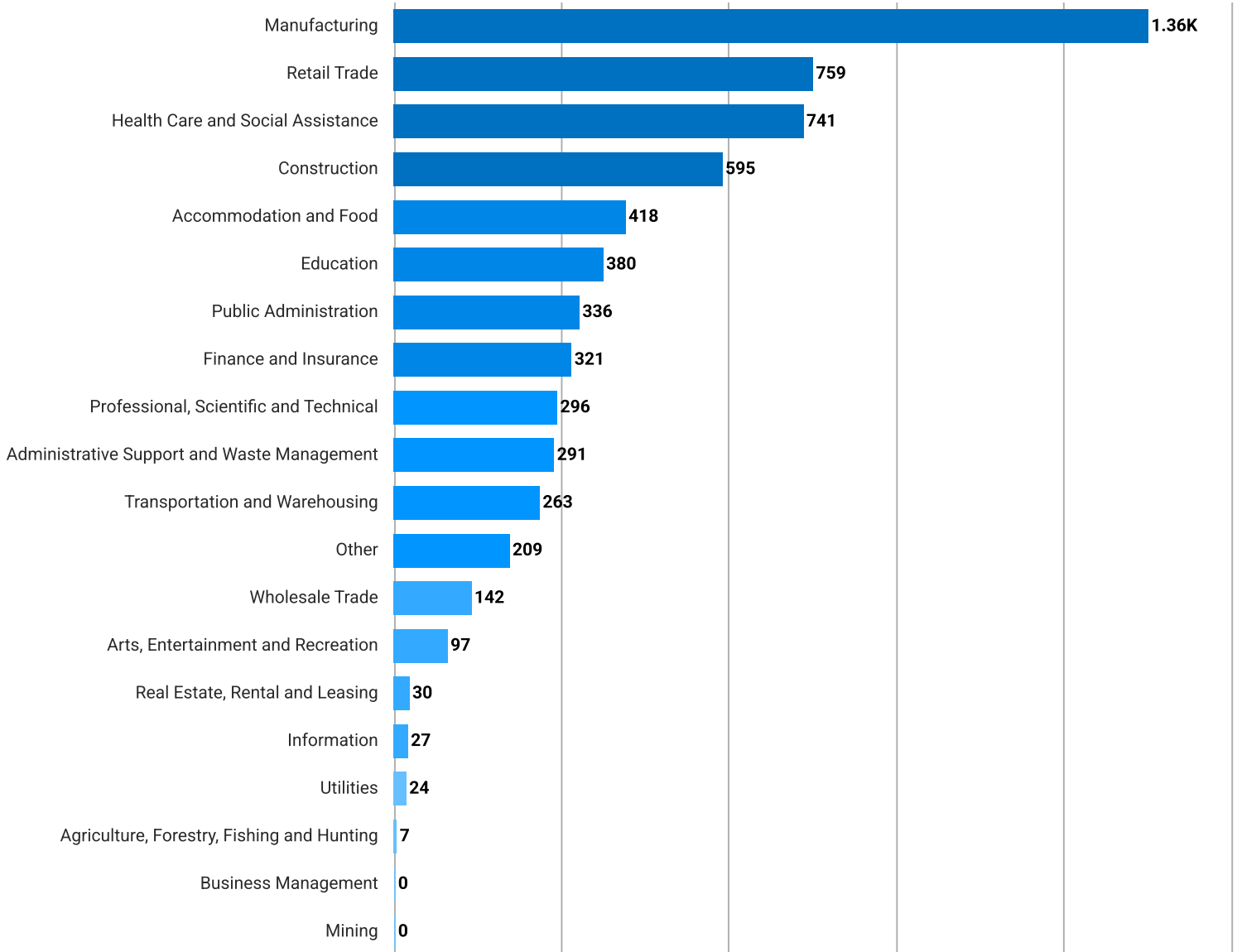
New Richmond, Wisconsin

Occupational Categories in New Richmond

This chart shows categories of employment within an area.

Source: U.S. Census

Update Frequency: Annually

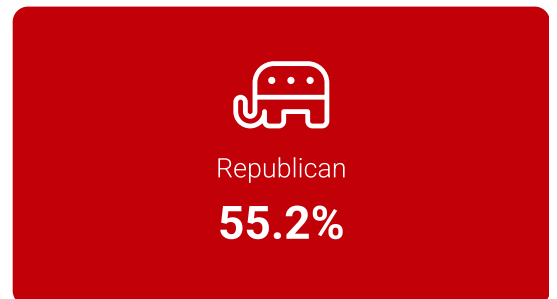
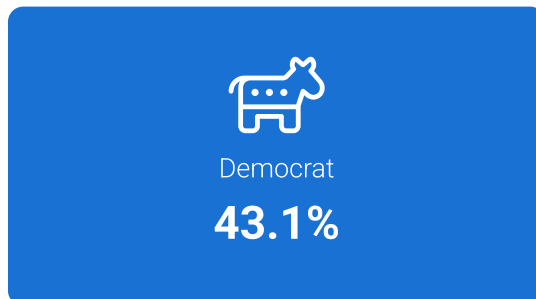


Presidential Voting Pattern in New Richmond

This chart shows how residents of a county voted in the 2020 presidential election.

Source: USElectionAtlas.org

Update Frequency: Quadrennially



New Richmond, Wisconsin

Economy

Economic Facts & Stats

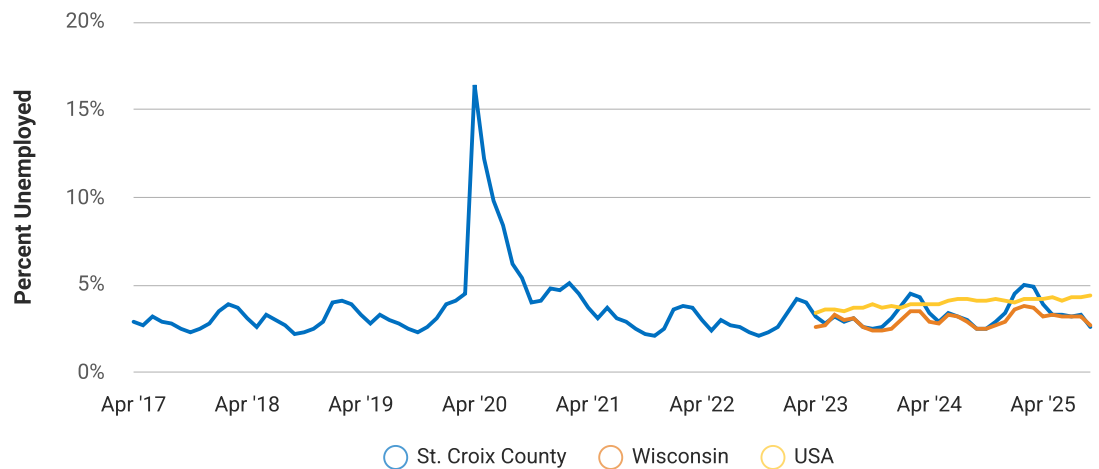
	New Richmond	St. Croix County	Wisconsin	USA
Income Per Capita	\$40,766	\$48,851	\$42,019	\$43,289
Median Household Income	\$87,500	\$102,482	\$75,670	\$78,538
Unemployment Rate	–	2.6%	2.7%	4.4%
Number Unemployed	–	1K	83K	7.61M
Number Employed	–	53K	3.02M	163.66M
Number in Labor Force	–	54K	3.1M	171.26M

Unemployment Rate

This chart shows the unemployment trend in the area of your search. The unemployment rate is an important driver behind the housing market.

Source: Bureau of Labor Statistics

Update Frequency: Monthly



Quality of Life

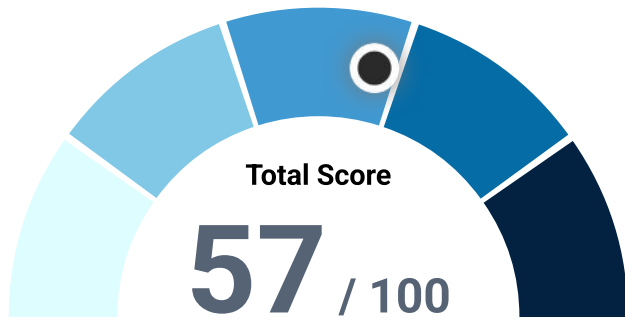
Quality of Life Facts & Stats

	New Richmond	St. Croix County	Wisconsin	USA
Elevation (in feet)	993	1,063	1,077	–
Annual Rainfall (in inches)	35.01	35.01	34.65	–
Annual Snowfall (in inches)	42.05	44.43	49.01	–
Days of Full Sun (per year)	83	83	83	–
Travel Time to Work (in minutes)	26	27	22	27
Water Quality (Health Violations)	–	–	–	–
Water Quality (Monitoring and Report Violations)	–	2	–	–
Superfund Sites	–	–	46	2,466
Brownfield Sites	No	Yes	Yes	No



New Richmond, Wisconsin

AARP Livability™ Index for 54017



A score over 50 is above average

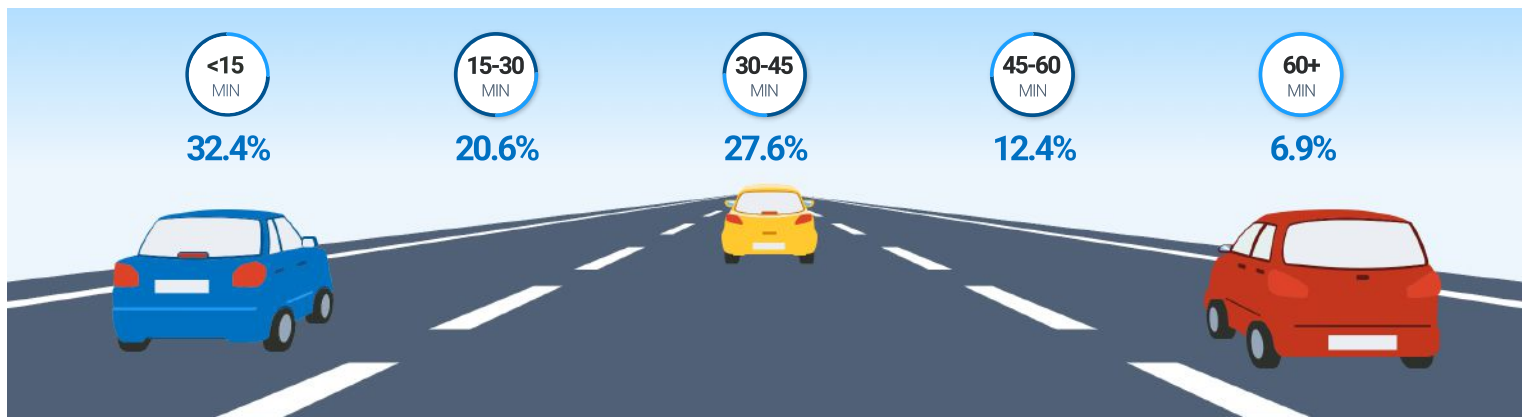
Housing	49
Affordability & Access	
Neighborhood	43
Access to Life, Work & Play	
Transportation	47
Safe & Convenient Options	
Environment	62
Clean Air & Water	
Health	61
Prevention, Access & Quality	
Engagement	64
Civic & Social Involvement	
Opportunity	75
Inclusion & Possibilities	

Average Commute Time

This chart shows average commute times to work, in minutes, by percentage of an area's population.

Source: U.S. Census

Update Frequency: Annually




New Richmond, Wisconsin

How People Get to Work

This chart shows the types of transportation that residents of the area you searched use for their commute.

Source: U.S. Census

Update Frequency: Annually



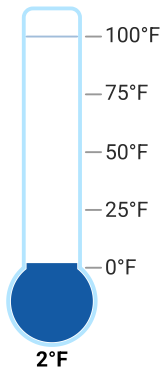
Average Monthly Temperature

This chart shows average temperatures in the area you searched.

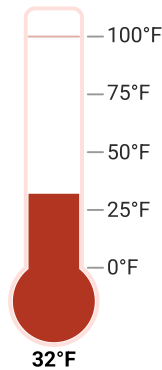
Source: NOAA

Update Frequency: Annually

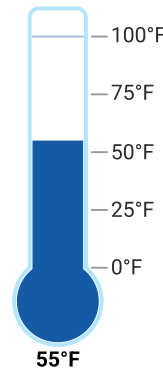
Avg. January Min. Temp



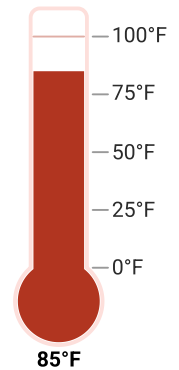
Avg. January Max. Temp



Avg. July Min. Temp



Avg. July Max. Temp



Nearby Neighborhoods

Cities near New Richmond, Wisconsin

Star Prairie, Wisconsin

Median Estimate Home Value	\$289,190
Number of Homes	262
Total Population	579

Somerset, Wisconsin

Median Estimate Home Value	\$375,460
Number of Homes	2,736
Total Population	3,084

Deer Park, Wisconsin

Median Estimate Home Value	\$346,000
Number of Homes	186
Total Population	210

Roberts, Wisconsin

Median Estimate Home Value	\$378,200
Number of Homes	1,403
Total Population	1,981



New Richmond, Wisconsin

Affiliated Services

Omni Home Lending



Universal Home Protection



Joe Luther

Dir. Business Development

Office: (608) 831-0285

Work: (877) 225-5847

✉ info@uhpwarranty.com

🌐 <http://www.uhpwarranty.com>

1111 Deming Way

Suite 207

Madison, WI 53717

NOTE: This communication is provided to you for informational purposes only and should not be relied upon by you. The real estate firm identified in this report is not a mortgage lender. You should contact the identified mortgage company directly to learn more about its mortgage products and your eligibility for such products.

©2023 Century 21 Real Estate LLC. All rights reserved. CENTURY 21®, the CENTURY 21 Logo and C21® are registered service marks owned by Century 21 Real Estate LLC. Century 21 Real Estate LLC fully supports the principles of the Fair Housing Act and the Equal Opportunity Act. Each office is independently owned and operated. The programs described herein are available through participating offices and do not require the listing or purchase of real estate through a franchised office as a condition of participation. This promotion is void where prohibited. A consumer purchase of a product or service may result in the seller or service provider paying a fee or commission to the affiliated sales associate or broker who obtained the sale. All products and services are provided by the applicable service provider described herein. Neither Century 21 Real Estate LLC nor any of its respective franchisees or affiliated companies is providing any product or service in connection with the product or service described herein. Not all products and services are available in all states. Century 21 Real Estate LLC and its affiliates may receive compensation or other benefits, including goods and services, provided in connection with this promotion. Each affiliated sales associate and broker is responsible for complying with any consumer disclosure laws or regulations arising from participation in this program.

